



Shown with Ultra Whirlpool package and optional Trim Kit.

## DESIGNER COLLECTION TUBS MODEL # 53

# Maximus

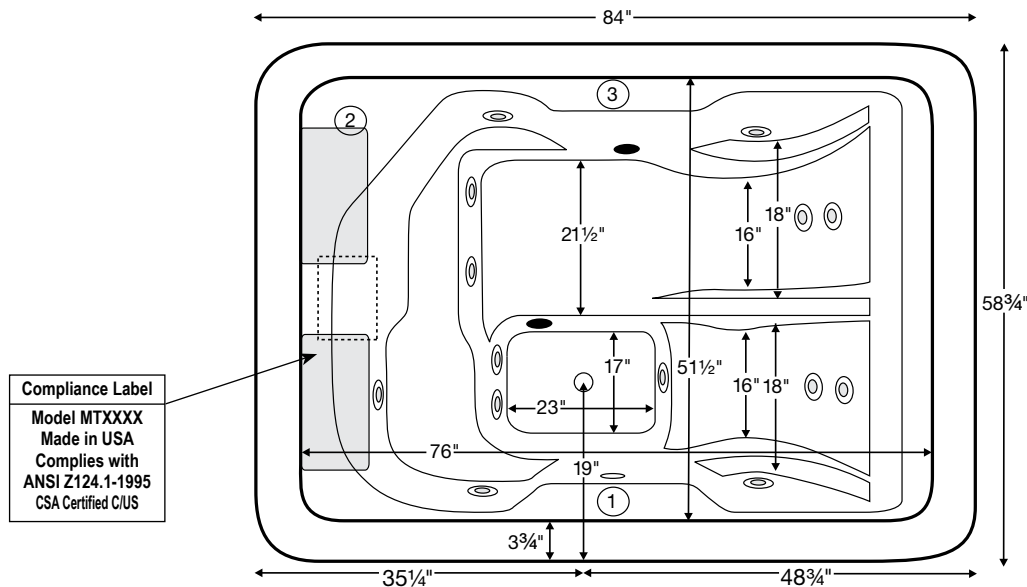
## 84" x 58.75" x 32.5"

### Installation:

Drop-in

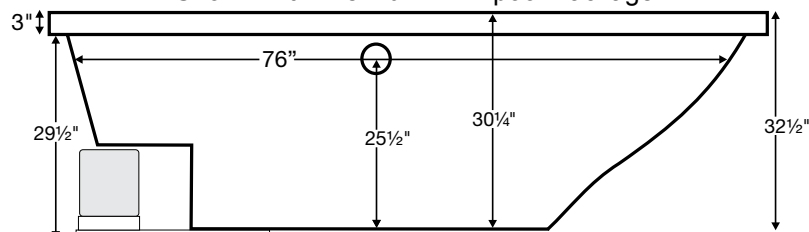
*cannot be undermounted*

*Not recommended as a tub / shower combination.*



Numbered locations on tub deck of Premium Therapy version are possible Hand-Held Shower or Breda locations. The same locations are possible Fill-Flush or Breda locations on the Standard Therapy Package only. Note: Pumps are shipped loose with the Maximus.

Shown with Premium Whirlpool Package.



**IMPORTANT:**  
Air baths and tubs with a pre-leveled foam base or frame system add 2-3" to overall tub height.

### GENERAL SPECIFICATIONS:

Material	Acrylic
Plumbed Weight	350 lbs / 95.34 kg
Soaker Weight	157 lbs / 71.28 kg
Average Fill	158 gal to above jet level
Maximum Fill	242 gal to overflow

NOTE: Filling this tub to the maximum may require an above average size or dedicated water heater.

### ELECTRICAL SPECIFICATIONS:

Required Electrical Service	110 Volt
Standard Whirlpool	1-15 amp & 1-20 amp GFCI
Premium Whirlpool	2-20 amp GFCI
Ultra Whirlpool	2-20 amp GFCI

CSA Certified C/US; ANSI Z124.1 for plastic tubs and ANSI 112.19.7 for whirlpool components.  
NOTE: See electrical specifications on page C-30 for electrical requirements of tub options.

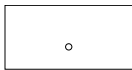


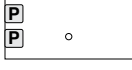
### IMPORTANT ORDERING & INSTALLATION INFORMATION:

- Before ordering or installing, please consider future access to equipment.
- Not recommended as a tub / shower combination.
- Add bedding compound to fully level and support bottom of tub.
- Tubs equipped with a pre-leveled foam base are designed to rest on the floor *without* bedding compound, provided the floor is level.
- **Overall tub height is increased by approx. 2-3" when tub is equipped with any air bath package or when pre-leveled foam base or frame system is ordered.**
- Please measure tub **on-site** before building tub decking.
- Suction and control locations may vary.
- Specifications and configurations are subject to change without notice.
- Measurements are  $\pm 1/2"$  and are subject to change without notice.
- Measurements herein supersede all others published prior to publication date shown below.

See the "Designer Collection Tubs Installation & Operation Manual" included with tub delivery or go to [mtibaths.com/support/installation\\_operation/manuals](http://mtibaths.com/support/installation_operation/manuals) for all the information necessary to install and operate the tub.

MTI's Customer Service Department is available Monday-Friday 8am-6pm EST at 800-783-8827 or [customerservice@mtibaths.com](mailto:customerservice@mtibaths.com) to answer any questions pertaining to ordering or installation.



Hydrotherapy Packages		Package Contents	Standard Pump/Blower Locations	Part #	MSRP
<b>Soaker</b>		soaking bath - no jets		<b>S53</b>	<b>\$3,563</b>
<b>Whirlpool Packages</b>	<i>Standard Whirlpool</i>	11 point-massage jets, 3-bhp pump, inline heater		<b>P53</b>	<b>\$5,454</b>
	<i>Premium Whirlpool</i>	14 point-massage jets, 2 2-bhp pumps, inline heater		<b>P53PR</b>	<b>\$6,731</b>
	<i>Ultra Whirlpool</i>	9 point-massage jets, 4 directional jets, 14 micro-jets with Tsubo massage, 1 3-bhp pump, 1 2-bhp pump, inline heater, Chromatherapy using 4 LED lights, 2 curved grab bars, 2 'lounger' neck rest pillows		<b>P53U</b>	<b>\$9,539</b>

**Lead Time - Soakers and Whirlpool Packages - 5 business days****NOTE:** Pre-Leveled Foam Base increases overall height by 2-3".**Tub Options***Note: part codes for all options listed in parenthesis***Standard Colors** - White (CWH), Bone (CBN), Biscuit (CBS), Almond (CAL)**Color Upgrade** - (COL2) **\$425** *see page C-1 for available colors and part #'s***Textured, Slip-Resistant Bottom** - meets ASTM F-462-1994 (TXBTM) **\$69****Radiance** - tub shell heating system - 2 zones (RAD100) **\$999** *see p. C-3***Inline Heater with Pump** - for soakers (HTISOAK) **\$699** *see p. C-4***Chromatherapy** - underwater lighting (includes 2 LED units) (LE) **\$499** *see p. C-5***Stereo H<sub>2</sub>O** - 4 integrated audio transducers (STEREOH20) **\$1,099** *see p. C-6***Quick Ship** - reduces lead time - please call for availability (QSPRI) **\$299****Accessories & Hardware for all Packages****Virtual Spout** - high-flow integrated tub filler (FPMJ) **\$229** *see p. C-9***Drain & Overflow Kits** - *see p. C-10*Toe-Tap - Chrome (WOTTC) **\$194**; Brushed Nickel (WOTTBN) **\$202**Polished Nickel (WOTTPN) **\$264****Note:** Lift & turn and cable drains are not available for this tub model**Grab Bars** - 9" Curved, set of 2 - *see p. C-11*Acrylic - Color-Matched with Tub - *standard tub colors only* (GB) **\$263**Metal - Chrome (GBMCC), Brushed Nickel (GBMCBN) **\$293****Pillows** - from **\$143** *see p. C-12***Hand-Held Shower** - select styles available - from **\$1,034** *see p. C-13***Teak Bath Mat** - (TK-MAT3018) **\$345** *custom sizes also available see p. D-6***Accessories & Cleaning Systems for Whirlpool Packages****Whirlpool Cleaning Systems** - *see pages C-18-23 for more information*Fill-Flush (FFSO) **\$559**; Simple Touch (FFE) **\$699**Fresh Wave whirlpool cleaning solution *see p. C-19*3 bottles (FFCLBOT) **\$59**; 12 bottles (FFCLCASE) **\$165**Ozonator Bath Sanitation System (OZONE) **\$499****Trim Kits** - *must be ordered at time of tub purchase; other finishes available - see p. C-17*Standard Whirlpool - Chrome (TRC) **\$216**; Brushed Nickel (TRBN) **\$398**Premium / Ultra Whirlpool - Chrome (TRCU) **\$383**;Brushed Nickel (TRBNU) **\$677****Pump Upgrade** - 3-bhp (PUMP3) **\$223****Additional Point-Massage Jets** - (EJ) **\$235** *see p. C-16***Rotary Jets** - can be substituted for point-massage jets (max 2) *see p. C-16***Micro-Jets** - from **\$303** *see p. C-16***Installation Aids****Pre-Leveled Foam Base** - adds 2-3" to overall height (PLFOAM) **\$150** *see p. C-25*